

Absolute News Manager
NewsGrabber

NewsGrabber Plug-in for Absolute News Manager
Developed by XIGLA SOFTWARE
Copyright© 2004 – All Rights Reserved



Visit Our Site at
<http://www.xigla.com>

TABLE OF CONTENTS

OVERVIEW	3
INSTALLING THE NEWSGRABBER PLUG-IN	4
UPDATING YOUR ABSOLUTE NEWS MANAGER DATABASE	4
REGISTERING THE NEWSGRABBER PLUG-IN IN ABSOLUTE NEWS MANAGER	4
NEWSGRABBER RSS FEEDS	5
<i>Registering Newsfeeds</i>	8
<i>Overriding the Default Newsfeed Parameters</i>	11
<i>Pouring newsfeeds to the database</i>	14
SAMPLE: ADDING CNET'S NEWS.COM NEWSFEED TO YOUR SITE	15
WHERE TO GET NEWSFEEDS	18
FOUND A BUG? LET US KNOW!	19

OVERVIEW

One of the powerful features of our premier content management tool, Absolute News Manager is its support for Plug-Ins. Plug-Ins, are programs intended to further enhance the functionality of your Absolute News Manager System.

The NewsGrabber plug-in is a news aggregator system based on RSS (RSS stands for "Rich Site Summary" or "Really Simple Syndication" and is an XML-based format for content distribution) that allows you to gather news and content from external sources (RSS feeds) in order to add them to your site in the same way that you add articles and headlines to your Absolute News Manager and display them on your site using zones.

Websites that publish new content regularly usually provide a list of news headline style links to their latest content (like Absolute News Manager does), In addition to displaying these headlines on their own websites, it is very common for publishers to make them available for syndication, so that other websites or applications can also include their headlines. RSS has become the standard for syndicating content on the web and Absolute News Manager already comes packed with the capability to syndicate its content in RSS format.

Online, there are millions of authors writing about millions of topics each day and therefore tons of sites interested in having their content syndicated. The NewsGrabber plug-in will get that content for you and display it in your site through Absolute News Manager, it is the perfect way to get tons of free content for your site with minimum effort from your part!

Installing the NewsGrabber plug-in is very easy, just follow the guidelines explained on this manual and your new plug-in will be working with your Absolute News Manager in no time.

We hope you'll enjoy using this plug-in with your Absolute News Manager in many ways. Please e-mail us with any questions you may have regarding this tool, including any wishes you have for future plug-ins. We're committed to making the Absolute News Manager the best news content management system on the web.

XIGLA SOFTWARE
<http://www.xigla.com>

INSTALLING THE NEWSGRABBER PLUG-IN

To install the NewsGrabber plug-in all you need to do, is to unzip the contents of the newsgrabber.zip file into your Absolute News Manager root directory and update your Absolute News Manager database by running the SQL Server script.

Updating your Absolute News Manager Database

1. From the SQL Server Query analyzer, select the Absolute News Manager database and load and execute the proper SQL Server script file : If you are upgrading from a previous install or previous version of the NewsGrabber plugin, you'll need to load and execute the NewsGrabber-update.sql file, otherwise, if you are installing the NewsGrabber for the first time or want to do a fresh install, you'll need to execute the Newsgrabber.sql file that comes with the application.
2. The SQL Server database will be modified and prepared to work with the NewsGrabber plugin.

Registering the NewsGrabber Plug-In in Absolute News Manager

The NewsGrabber plug-in needs to be registered in Absolute News Manager in order to allow access to its administrative features.

Log into your Absolute News Manager using your administrator username and password and click on the "Plugins" button from the top menu.

Click on the "Register Plugin" button and fill the following fields and click on the register-Plugin button :

- Plugin Name : NewsGrabber
- Plugin file : PPLNG.aspx
- Description : RSS news aggregator for Absolute News Manager

Once finished, the plug-in will be registered and added to the plug-ins list. You can now click on its name (or run button) to set up RSS Newsfeeds through the NewsGrabber plugin.

NewsGrabber RSS Feeds

When you execute the NewsGrabber plug-in, you'll be taken to the RSS Feeds list. An RSS Feed is, as explained before, an external source of content and headlines being syndicated in XML Format.

The NewsGrabber plugin, treats the RSS Feeds just like the zones in Absolute News Manager: you register RSS Feeds into the program and the NewsGrabber provides a code to display the feed syndicated content on your pages.

For example, if you'd like to get the latest technology news , from CNET.com and display them on your site, you'll register its RSS Feed into the NewsGrabber and paste the provided code into the pages where you want the CNET's headlines to appear. You can also control several aspects of the headlines display like fonts, colors, CSS styles and alignment.

The registered newsfeeds are listed with the following information :

- ❑ **Newsfeed/Description:** The name of the RSS Newsfeed (or source) and the description you entered when you defined it, also some other properties are displayed:
 - **Headlines:** Maximum number of headlines to be displayed for the newsfeed.
 - **Source URL :** URL to the XML file newsfeed.
 - **Last Saved To DB :** Last date that the newsfeed content was poured to the Absolute News Manager database.
- ❑ **Feed ID :** an ID to identify your newsfeed (used in the feed code)
- ❑ **Code for Newsfeed:** Copy and Paste this code in each page where you want to display the content syndicated from your RSS Newsfeed.

Absolute News Manager provides three types of codes :

- **Javascript Inject :** use this code to render the newsfeed on any page regardless of the extension. The Javascript code is similar to this one :

```
<script language="JavaScript" src="http://site/anm/PPLNGfeed.aspx?f=1"></script>
```

- **ASP Include Call :** If you want to render the newsfeed on ASP pages, you can use this code instead which will display the

syndicated content directly into the ASP page and is faster than the Javascript Inject.

The ASP include call works by adding the include file xlaGC.asp (which comes with Absolute News Manager) to your ASP pages and then calling a function on it called xlagc() :

```
<!-- #include file="xlaGC.asp" -->  
<%=xlagc("http://site/anm/PPLNGfeed.aspx?f=1")%>
```

The xlaGC.asp file only has to be included once on your ASP pages. As it does not rely on paths or databases, you can make copies of this file across your site's directories and call it directly with a simple include directive, without having to worry about paths.

- **ASP.NET User Control** : You can directly render the RSS Newsfeed on ASP.NET pages by using the user control xlagc.ascx that comes with Absolute News Manager. The code for the ASP.NET user control is similar to this one :

```
<%@ Register TagPrefix="xigla" TagName="anm"  
Src="xlagc.ascx" %>  
  
<xigla:anm runat="server" location=http://site  
/anm/pplngfeed.aspx?f=1/>
```

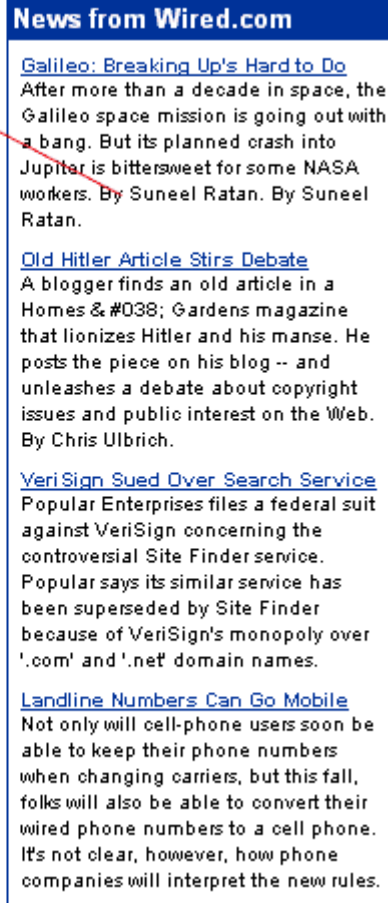
As you can see, the RSS Feeds behave just like zones and use the same type of codes for rendering its content into your pages. Please refer to the Absolute News Manager documentation on zones if you need further information about these codes.

When a page with any of these codes is displayed, the NewsGrabber plug-in will parse and display the RSS Newsfeed into your pages, just like your zones. These listings are shown inside a border-less table that resizes to 100% of the cell's width where you placed the code into.

You may want to create a table such as the one below to display the headlines for each Newsfeed:

Newsfeed from Wired.com being rendered in a table.

You can control how many items to display, colors, fonts and other options just like the zones in Absolute News Manager

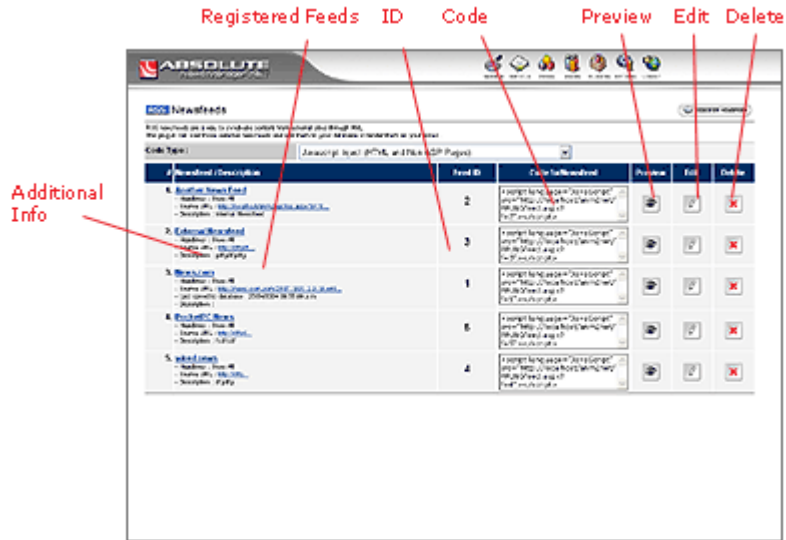


News from Wired.com
Galileo: Breaking Up's Hard to Do After more than a decade in space, the Galileo space mission is going out with a bang. But its planned crash into Jupiter is bittersweet for some NASA workers. By Suneel Ratan. By Suneel Ratan.
Old Hitler Article Stirs Debate A blogger finds an old article in a Homes & Gardens magazine that lionizes Hitler and his manse. He posts the piece on his blog -- and unleashes a debate about copyright issues and public interest on the Web. By Chris Ulbrich.
VeriSign Sued Over Search Service Popular Enterprises files a federal suit against VeriSign concerning the controversial Site Finder service. Popular says its similar service has been superseded by Site Finder because of VeriSign's monopoly over '.com' and '.net' domain names.
Landline Numbers Can Go Mobile Not only will cell-phone users soon be able to keep their phone numbers when changing carriers, but this fall, folks will also be able to convert their wired phone numbers to a cell phone. It's not clear, however, how phone companies will interpret the new rules.

Note:

When you paste a code for a newsfeed on your pages, it will behave exactly as your zones. They also inherit the caching options set in Absolute News Manager as it will boost the NewGrabber performance.

- ❑ **Preview:** Click the preview button to see how the newsfeed will show in your pages.
- ❑ **Edit:** Click the Edit Button to edit the RSS Feed properties.
- ❑ **Delete:** Click the delete button to delete a newsfeed. Also, you'll need to delete the code from the pages that displayed that feed.



Note:
 The newsfeed inherit the caching options set in Absolute News Manager in order to boost the NewsGrabber performance. Also, the PPLNGfeed.aspx make use of the ASP.NET caching feature to add an extra level of caching to the newsfeeds, the cache level has been set to 120 seconds by default, it can be modified by changing the line `<%@ OutputCache Duration="120" VaryByParam="*" %>` in the PPLNGfeed.aspx file.

Registering Newsfeeds

To register a Newsfeed into the NewsGrabber, click on the "Register Newsfeed" button from the Newsfeeds screen.


The newsfeed properties will be displayed. These properties allow you to control how the headlines from the external newsfeed will be shown on your site:

- ❑ **Newsfeed Name:** Enter a name to identify the newsfeed Zone. It is a good idea to name the newsfeed by its source. For example, if you want to register the news from CNET.com, You may name the newsfeed "CNET News."
- ❑ **Newsfeed Source :** Enter the Full URL to the RSS Newsfeed on the external site.
- ❑ **Description:** Provide an optional description for the newsfeed.

- **Number of Headlines** : set how many headlines you would like to display from the external newsfeed. Type 0 (Zero) if you want all the items from the newsfeed to be shown.

- **Display:** Allows you to control the displaying of the cells containing the newsfeed:
 - **Cell Color:** If you want, provide a color for each headline cell.
 - **Display Headlines Horizontally:** Headlines can be displayed both horizontally and vertically. If you want your headlines to be displayed horizontally, you'll need to check this option. It is a good idea to limit the number of headlines when displaying them horizontally, otherwise, if the newsfeed has a lot of items, your pages will display an annoying horizontal scroll bar.

- **Headline Listing Options:** Lets you control which information to display and which fonts to use for the newsfeed:
 - **Align, Font, Size, Color:** Select how the newsfeed will be aligned and which font, sizes and colors they should have.
 - **Show Summaries:** Check this option to display the summary / teaser for each items in the newsfeed.
 - **Show Headline's Dates:** Check this option to display the headline dates from the newsfeed.

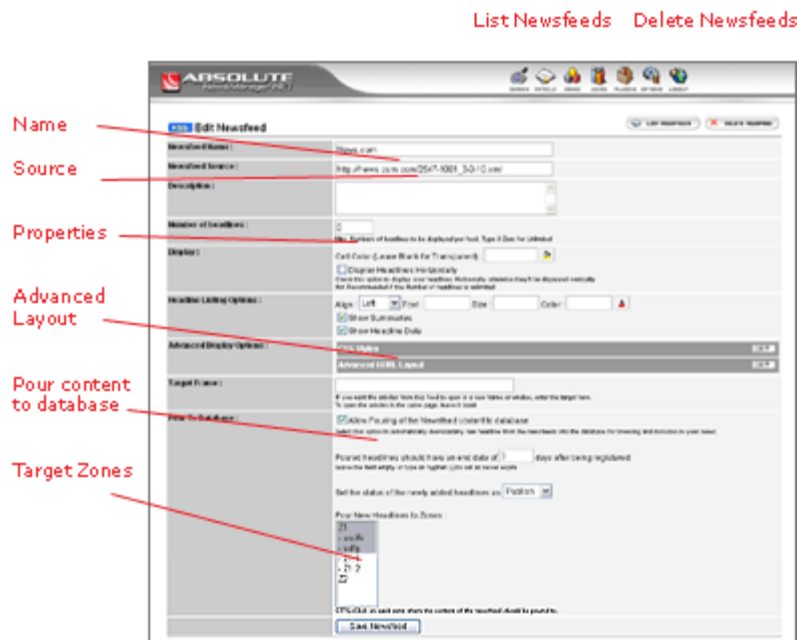
- **Advanced display options** : Lets you set advanced display options for the feed's headlines as CSS styles for each element (headline, summary) or even define the layout of the zone by using HTML.
 - **CSS Styles** : Use this option to define independent CSS styles for each element displayed on a zone. Please note that these settings will override any listing options defined like the font, size, color and alignment. To use this option, click on the  button and simply provide a CSS style for the element that you want.
 - **Advanced HTML Layout** : This option lets you define the exact layout for your newsfeeds. This can be useful if you want to include HTML elements with your feeds listings or set alignments and fonts. This option will override any setting defined for the feed. Refer to the Advanced HTML Layout section for information on how to use this option.

- **Target Frame:** If your site is using frames and you want your newsfeed to be displayed on one frame and open the articles on another, you should enter the name of the target frame here. Also, if you want your articles to open on a new window when a headline is clicked, you should

type the target frame `_blank` . If you want your articles to display on the same page/frame, leave this field blank.

- ❑ **Pour to Database** : if you want to add the content references (links) from the external newsfeed everytime there's a new headline, you'll need to check the "Allow pouring of the Newsfeed content to the database" , set the end date for the new headlines, default status for the new content and select the zones that will house that content. Everytime the newsfeed is viewed on your site or loaded by you, the Absolute News Manager will save any new headlines to its database and assign them to your selected zones. By saving the newsfeed to the database, the content will show up directly on your zones and it can be also searched and treated juts a like a regular article in Absolute News Manager.

Click the Save Button and the newsfeed will be saved.



Note:
Just like zones in Absolute News Manager, when you register a newsfeed, the values provided are considered the default properties. However those values can be overridden by passing a new set of parameters in the newsfeed code URL thus allowing you to have the same newsfeed displayed in different ways.
To see how to override these parameters refer to the "Overriding The Default Newsfeed Parameters" section next.

Overriding the Default Newsfeed Parameters

When registering a newsfeed, you define several parameters in order to display and list its headlines in the way you want.

Once a newsfeed is created, the NewsGrabber provides a code that needs to be pasted in each page of your site. For Instance, the JavaScript code is similar to the one shown below :

```
<script language="JavaScript"
src="http://www.site.com/anm/PPLNGfeed.aspx?f=1"></script>
```

As you can see, there's a question mark (?) inside the code. This means that several parameters are being passed to the application. In this case, the parameter `f=1` is passed. Where `f` is the parameter for newsfeed and `1` corresponds to the Newsfeed ID # 1, thus this code will display the items syndicated from the newsfeed ID 1 using the displaying options that you configured when registering the newsfeed.

However, you can override those parameters and present the same newsfeed in a different way just like your zones in Absolute News Manager. For example:

A Newsfeed shows all its headlines and summaries. Maybe you'll want to also have this same newsfeed displaying only 3 headlines, horizontally and without the summaries. You don't have to register another newsfeed with these new settings; you can just override its default parameters.

For overriding the newsfeed parameters the newsfeed code can be modified in the following way by adding some new parameters (in red):

```
<script language="JavaScript" src="http:// site
/absolutenm/PPLNGFeed.aspx?f=[FEEDID]&h=[0..n]&ss=[y,n]&sd=[y,n]&d=[v,h]&
al=[Align]&cc=[Hex Color]&target=[Target Frame]&font=[font]&color=[Hex
Color]&size=[0..n]&ord=[asc,desc]&css=[ClassName]&layout=[y,n]&rmore=[tex
t]"></script>
```

- ❑ **f**: Newsfeed ID, an integer which defines which newsfeed to render
- ❑ **h**: Maximum number of items to be displayed, also an integer. Type 0 (Zero) for displaying all the items from a newsfeed..
- ❑ **ss**: Show Summary, Yes(y) or No(n). Whether or not display the item's summary.
- ❑ **sd**: Show headline Date, Yes(y) or No(n). Whether or not display the item's date.
- ❑ **d**: Display the headlines vertically(v) or horizontally(n).
- ❑ **al**: Align, How to align the headlines. Could be Left, Center or Right.

- ❑ **cc**: Cell Color, hexadecimal value, i.e: cc=CC00FF.
- ❑ **target**: Target frame to open the article, I.E : target=_blank.
- ❑ **font**: Font to display the headline, I.E : font=verdana.
- ❑ **color**: Font Color, I.E : color=999999.
- ❑ **size**: Font Size, integer.
- ❑ **ord**: Headlines Order. Ascending(asc) or descending(desc).
- ❑ **css**: Inherit from style sheet class. Pass the name of the CSS style class from which the headlines should inherit to render the newsfeed . I.E : Css=myStyle will inherit from the myStyle CSS class
- ❑ **layout** : Use advanced HTML Layout Use this option to avoid using the advanced HTML layout of the zone. Can be either y (yes) or n (no).
- ❑ **rmore** : Read More Label. You can change the read more label by passing it as a parameter. Make sure to pass the spaces as a plus(+) sign. I.E : rmore=click+here

As with the zones in Absolute News Manager, you don't need to use all the parameters all the time, you can just take the ones that you want to be modified and overridden for rendering the newsfeed and provide new values for them.

Note:

You can also override parameters when using the ASP include call. To do so, just add the parameters to the URL used in the xlagc() function call. For example :

```
<%=xlagc("http://site.com/anm/PPLNGfeed.aspx?f=1&h=2")%>
```

The same, applies for the ASP.NET user control :

```
<xigla:anm runat="server"
location="http://site.com/anm/PPLNGfeed.aspx?f=1&h=2" />
```

Advanced HTML Layout

When a NewsGrabber code is pasted on a page, the Absolute News Manager will render a list with the articles syndicated through that RSS Newsfeed using the settings defined for the feed (fonts, colors, etc).

When a headline from a newsfeed is displayed in using the default settings and selecting with all its options selected, it might look like this :

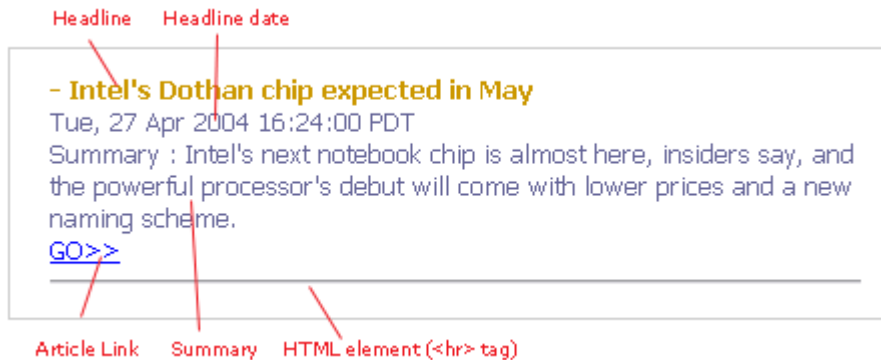


However, the way the headlines are displayed can be modified through the Advanced HTML Layout option.

This option lets you define specific layouts for the headlines in a feed by combining HTML with some special tags.

For instance, by inserting the following HTML code into the Advanced HTML layout option, the headlines will have a different layout :

```
<font size="2" face="Tahoma" color="#CC9900">
<b>- $$HEADLINE$$</b><br>
<font color="#666699">$$HEADLINEDATE$$<br>
Summary : $$SUMMARY$$<br>
<a href="$$ARTICLEURL$$">GO>> &gt; </a><br>
</font></font>
<hr>
```



As you can see from the code provided, we have used some special tags enclosed within \$\$ symbols like \$\$HEADLINE\$\$ and \$\$HEADLINEDATE\$\$ as well as HTML for defining fonts (Tahoma font, size 2) and even added an HTML element like an Horizontal Rule (<hr> tag), to provide a completely different layout from the default one previously shown. This, ensures a greater flexibility as you can perfectly set how your headlines should be displayed on your pages.

The advanced HTML layout option supports any HTML code as well as the following tags for the article elements :

\$\$HEADLINE\$\$

Displays the article headline.

\$\$HEADELINEDATE\$\$

Displays the article headline date.

\$\$SUMMARY\$\$

Displays the article summary.

\$\$ARTICLEURL\$\$

URL pointing to the external Article.

Note:

You can use HTML code combined with the special **\$\$TAGS\$\$** for defining the layout of each headline when displayed through the NewsGrabber.

When using an advanced HTML layout, any listing options previously set will be overridden.

Please note that this layout affects how each single headline is displayed, it will not affect the cell color or the number of headlines to display on a feed.

Pouring newsfeeds to the database

As you can see, with the NewsGrabber plug-in you can register newsfeed which behave similar to zones : you set a source and the application gives you a code to display its items just like the zones. However, you can grab that content and save it directly to the Absolute News Manager database so that it shows up directly into your zones and can be browsed and searched just like your regular articles.

In order to do so, when you register a newsfeed, you must check its option to allow pouring of its contents to the database as well as to define which zones will house the content grabbed from that newsfeed, set how many days should pass before expiring the content and the default status for the grabbed headlines.

Once the newsfeed has been generated, everytime it is previewed or displayed on your pages, the NewsGrabber will automatically load any new headlines and automatically add them to your database. This, guarantees that your News Manager will be kept with new and fresh content grabbed from external sources and automatically added to your zones.

Note:

On previous version of the NewsGrabber plugin, an editor or administrator had to log into the application to pour the contents of the newsfeeds to the database. On the .NET version, the headlines are automatically poured each time a new entry is detected.

SAMPLE: ADDING CNET'S NEWS.COM NEWSFEED TO YOUR SITE

So that you can get the knack of the NewsGrabber plug-in and experience its power, we have set this little sample where we'll be registering one of the CNET's Newsfeeds in order to display it on your site.

The first thing that we need to do, is to find a source for the content that we want to display in our site, in this sample, CNET has a listing of its Newsfeeds at <http://rss.news.com>

When a site is syndicating its content through RSS (The XML format that the NewsGrabber plug-in uses), you will probably find an icon like **XML** or **RSS** displayed on the site. As you can see at rss.news.com you'll find several of these icons each pointing to a different Newsfeed.

RSS Newsfeeds
From CNET

NEWS.COM
TECH NEWS FIRST

FRONT PAGE | ENTERPRISE SOFTWARE | ENTERPRISE HARDWARE | SECURITY | NET/PHONE | PERSONAL TECH | THE NET

SEARCH

ADVERTISEMENT

FREE SHIPPING AND FREE PRINTER

VOXER SERIES SMALLER. STRONGER. SMARTER

SONY

This page may be found at <http://rss.news.com> at any time. Last updated: Saturday, September 13, 2003 (with some additions and some new URLs for existing feeds)

CNET News.com Feeds

Please click on the orange XML button below to get the corresponding feed. All include briefs in addition to headlines.

Name	XML location
CNET News.com (5 most recent)	XML
CNET News.com (20 most recent)	XML
Enterprise Software (5 most recent)	XML
Enterprise Software (10 most recent)	XML
Enterprise Hardware (5 most recent)	XML
Enterprise Hardware (10 most recent)	XML
Security (5 most recent)	XML
Security (10 most recent)	XML
Networking (5 most recent)	XML
Networking (10 most recent)	XML
The Net (5 most recent)	XML
The Net (10 most recent)	XML
Personal Technology (5 most recent)	XML

What is RSS

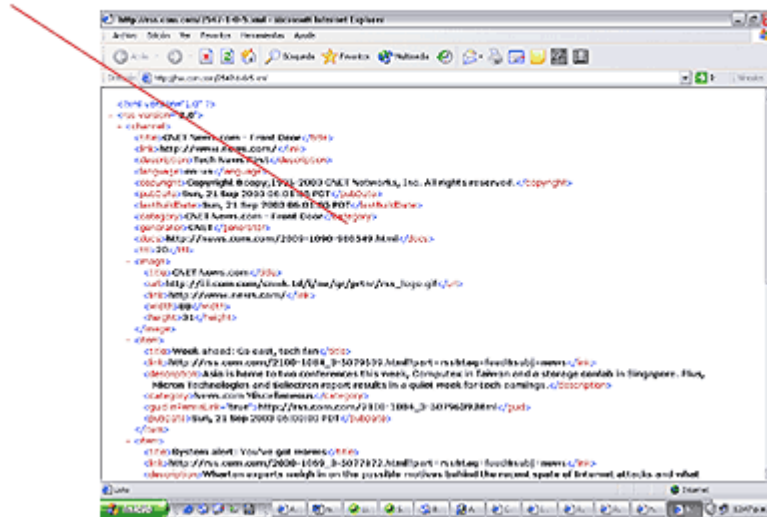
Really Simple Syndication (RSS) is an XML-based format for content distribution. Below, CNET News.com offers several RSS feeds with headlines, descriptions and links back to CNET News.com for the full story.

We encourage you to use these feeds, so long as you do not post our full-text stories, and so long as you provide proper attribution to CNET News.com. Whenever you post CNET News.com content on your web site or anywhere else, please provide attribution to CNET News.com, either as text (CNET News.com is our site name) or with a graphic (we reference a small 88x31 logo in each feed for this purpose) if you use the feeds publicly – meaning, where anyone but yourself will read them. CNET Networks reserves all rights in and to the logo, and your right to use the logo is limited to providing attribution in connection with the RSS. We don't require anything dramatic, but we do ask that you always note the source of the information.

CNET News.com reserves the right to require you to cease distributing the CNET News.com content at any time for any reason.

By clicking one of those buttons, you'll be taken to the site's newsfeed in raw XML Format.

RSS Newsfeed source (XML Document)
Displayed in Internet Explorer



This, is the source document that we must register in the NewsGrabber plug-in in order to display those headlines in our site.

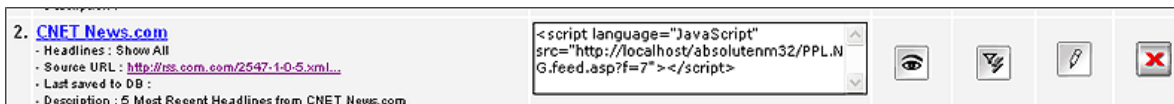
In this sample, we'll take the first newsfeed : CNET News.com (5 Most Recent) which can be found at http://news.com.com/2547-1_3-0-5.xml

In your Absolute News Manager, select the NewsGrabber Plug-in and click on the "Register Newsfeed" button, you'll be taken to the "Edit Newsfeed " screen.

Register the newsfeed by providing the following information :

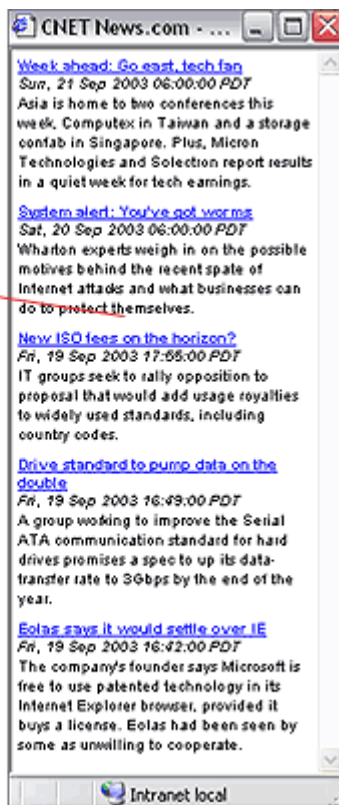
- ❑ **Newsfeed name** : CNET News.com
- ❑ **Newsfeed Source (URL)** : http://news.com.com/2547-1_3-0-5.xml
- ❑ **Description** : 5 Most recent headlines from CNET News.com
- ❑ **Number of Headlines** : Type 0 (Zero) in order to load all the headlines which in this case will be the Top 5 according to CNET
- ❑ **Listing Options** : Change the fonts as you want and check the "Show Summaries" and "Show Headline's Dates" options so that the headlines show up with their summaries and dates.
- ❑ **Target Frame** : Type _Blank so that the newsfeed articles are opened in a new window.
- ❑ **Pour To Zones** : Do not check the option to Pour To Zones. We'll use this option later

The newsfeed will be registered and displayed in your Newsfeed lists.



Now, click on the preview button, the 5 most recent headlines from CNET News.com will show up in the pop-up window : you have successfully grabbed content from CNET News.com !

5 Most Recent Headlines from CNET News.com Newsfeed



All you have to do now, is to copy and paste the HTML Newsfeed code and paste it on the page of your site where you want those headlines to appear.

By clicking on any of those headlines, a new window will be open (remember the _Blank target that we set when registering the newsfeed?) and the user will be taken to CNET News.com where the full article will be displayed.

Right now the content is being loaded from CNET directly to show up on your page through the NewsGrabber codes, those headlines are stored at CNET, but what if you would like to have those headlines to appear directly into your zones?, maybe you have a zone specially designed for technology news and you would like those headlines to show up in that zone instead. In other words, you would like these articles to become part of your articles, well to do this,



you have to pour the newsfeed contents to the Absolute News Manager database.

In order to save the newsfeeds content to the database, you have to change their settings to allow pouring its contents to the database. Set the end date for 3 days after poured and the status as publish and select the zones that you'd like the new content to be assigned to and click the SAVE button.

From now on, everytime the newsfeed is previewed, the contents will be automatically loaded into your News Manager database and automatically assigned to the selected zones.

After previewing the feed, If you perform a search in Absolute News Manager, you'll see that the articles have been registered into the Absolute News Manager, also it will show in the zones that you selected for saving the content of this external newsfeed.

WHERE TO GET NEWSFEEDS

There are thousands of content sources online waiting to be syndicated. The best way to see if a site has content being syndicated is by looking for the  and  icons on the site as they point to the RSS feed.

RSS syndication is a broad topic with a great potential and you can find tons of information dealing with the subject by doing a web search on Google for the terms "RSS feeds".

For people looking for RSS feeds on a specific subject, there are various directories to browse through :

- ❑ **DMOZ Weblogs** : Select, annotated directory of nearly 2,800 newsfeeds.
http://dmoz.org/Computers/Internet/On_the_Web/Weblogs/
- ❑ **Syndic8.com** : The most popular news aggregator and directory service with over 7,300 feeds.
<http://www.syndic8.com/>
- ❑ **NewsIsFree** : <http://www.newsisfree.com/>
- ❑ **BlogStreet**: <http://www.blogstreet.com/rssdiscovery.html>

- Moreover.com : http://w.moreover.com/categories/category_list.html
- Daypop : <http://www.daypop.com/>
- MyRss : <http://www.myrss.com/catalog/>

FOUND A BUG? LET US KNOW!

We've tried our best to make this a bug-free solution, however, with all the different server configurations out there, some minor problems may arise.

If you find that something isn't working the way it should, please e-mail us ASAP so that we can quickly work to resolve the problem. This won't cost you and you'll be helping to improve the System and to deliver a better program to all of our current and future users.

The best way to report a bug is by contacting us at the Absolute News Manager web site: <http://www.xigla.com/absolutenmnet> .

NewsGrabber Plug-in
Developed by XIGLA SOFTWARE
Copyright © 2000 - 2004 All Rights Reserved



For more applications, visit our web site at
<http://www.xigla.com>